

CAGE POSTS



STANDARD FEATURES

Combine the Accelelevation Caging Posts with panels and doors to create a securely accessible area within your space. Caging Posts offer industrial grade strength with unparalleled quality and craftsmanship. Pre-drilled holes every 12" along the length of the post ensure easy installation. Specific corner posts are not required. Posts can be extended via internal splicer to create walls taller than 10ft.

- Welded Baseplate
- Pre-Drilled Holes 12" O.C.
- Optional Baseplates
- Panels Bolt to Posts Without Drilling
- Available in Many Sizes
- Powder-Coated Finish
- Special Configurations Available for Doors



Fully Welded



Pre-Drilled Holes

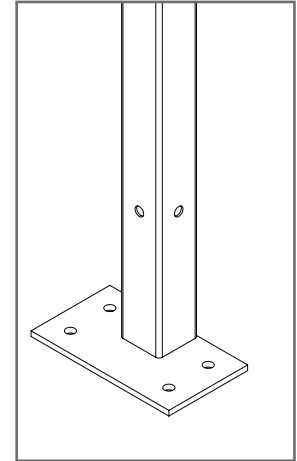
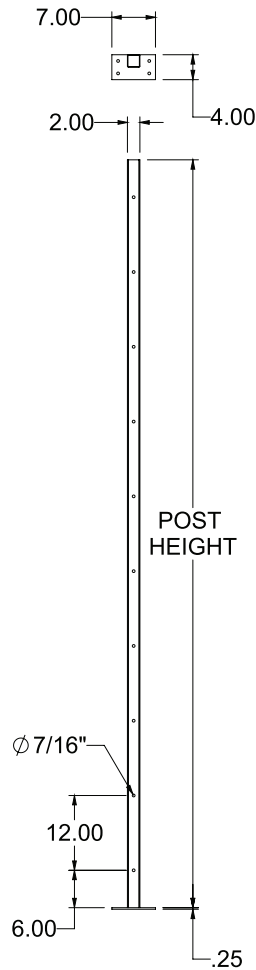


Modular

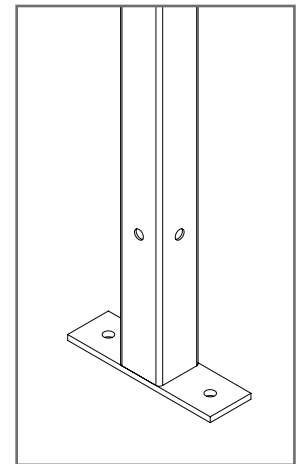


Exploded Cage Panel to Post Connection

Cage panels are through-bolted to posts and other panels with a 5/16"-18 x 2-3/4" Carriage Bolt and 5/16"-18" Flanged Hex Head Nut.



4" x 7" Baseplate



2" x 7" Baseplate

CAGE POSTS – PRODUCT SPECIFICATIONS

POST

2" x 2" x 14ga (.083") Steel Tube

BASEPLATE

2" x 7" x 1/4" Steel Plate or 4" x 7" x 1/4" Steel Plate

HARDWARE

5/16" - 18 Carriage Bolts with Flanged Nuts, Zinc-Plated

ANCHOR OPTIONS

Stud Anchor, 3/8" x 3", Zinc-Plated

Screw Anchor, Tamper-Resistant, 45TXH, 3/8" x 3", Zinc-Plated

FINISH

Polyester Powder-Coat, Shadow Grey Texture, (like RAL 7021)

Custom Colors Available Upon Request